




CHAIN LINK

FENCING PRODUCTS



6700 WILDLIFE WAY
LONG GROVE, IL 60047




CHAIN LINK FENCING PRODUCTS

Yard Gard® brand of quality chain link fencing meets the needs of residential property owners, industry and municipalities. Yard Gard® is manufactured and distributed by Midwest Air Technologies, Inc.

Chain link fencing has long been the fence of choice for schools, baseball fields, tennis courts, businesses, homes and government facilities. Chain link owes its popularity to ease of installation, configuration options, see-through characteristics, durability, and exceptional value.

We offer everything you need to customize your fence including fabric, framework, fittings and gates.

For more information about our products, please call 1-800-628-8815



FABRIC

- | | | |
|----------|---------------|---|
| 1 | FABRIC | Same as total linear footage of fence, less gate opening(s) |
|----------|---------------|---|

FRAMEWORK

- | | | |
|----------|----------------------|--|
| 2 | TOP RAIL | Same as linear footage of fence fabric |
| 3 | TERMINAL POST | 1 per each corner; 1 per each end; 2 per each gate |
| 4 | LINE POST | One each every 8' to 10' |

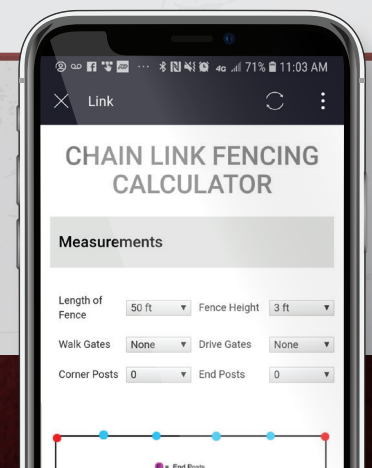
FITTINGS

- | | | |
|-----------|---------------------------------------|---|
| 5 | EYE TOP | 1 per each line post |
| 6 | TENSION BAND | 3 to 5 for each post depending on height |
| 7 | BRACE BAND | 1 per each rail end |
| 8 | RAIL END | 1 per each gate post; 1 per each end post; 2 per each corner post |
| 9 | POST CAP | 1 per each terminal post |
| 10 | CARRIAGE BOLT - 5/16" x 1-1/4" | 1 per each brace band; 1 per each tension band |
| 11 | CARRIAGE BOLT - 3/8" x 2" | 1 per each frame hinge |
| 12 | CARRIAGE BOLT - 3/8" x 3" | 1 per each post hinge |
| 13 | TIE WIRE | 1 per every 24" of top rail and 1 per every 12" of line posts |
| 14 | TENSION BAR | 1 per each gate post; 1 per each end post; 2 per each corner post |
| 15 | FRAME HINGE | 2 per each walk gate; 4 per each drive gate |
| 16 | POST HINGE | 2 per each walk gate; 4 per each drive gate |
| 17 | FORK LATCH | 1 per each walk gate |

GATES


- | | | |
|-----------|--------------|-----------|
| 18 | GATES | As needed |
|-----------|--------------|-----------|

Need help planning your fence project? Just scan the QR code or type in http://www.yard-gard.com/fence_calculator.php in your favorite browser. Enter fence dimensions and obtain a personalized list of materials needed to complete your project.



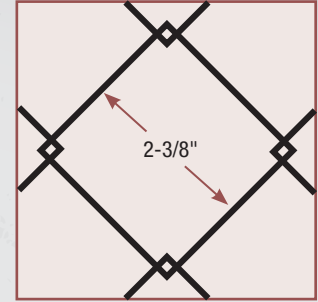
FABRIC

Chain link fabric is highly valued for its durability and longevity. Chain link fencing delineates property lines and provides security for pets and children, at an extremely reasonable cost. Yard Gard® has an extensive inventory of the highest quality chain link available. We stock a wide variety of different heights and gauges of chain link fence fabric to accommodate any commercial or residential job application. Additional products are available through special order. See page 19 for special order details.



Chain link fabric is available in a galvanized or vinyl-coated finish:

- Standard heights available: 4', 5' and 6'
- Gauge options: 9, 11.5 and 12.5
- Mesh sizes: 2" or 2-3/8"




**Diamond Fabric Mesh Size
Measure Diagonally
(Example of 2-3/8" Mesh)**

Color coated fabric and additional gauges available through special order. Call for information.

| MAT Item Number | MAT Product Description | Roll Size | UOM† | Each Wt (lbs.) | Master Pack Qty | Master Pack Wt (lbs.) | UPC Code Number | *PROP 65 |
|-----------------|--|-----------|--------|----------------|-----------------|-----------------------|-----------------|----------|
| 308754A | Fabric, 2-3/8" Mesh, 12.5 gauge | 48" x 50' | Pallet | 60.8 | 9 | 547.2 | 0 99713 38754 6 | 1 |
| 308755A | Fabric, 2-3/8" Mesh, 12.5 gauge | 60" x 50' | Pallet | 76.2 | 9 | 685.8 | 0 99713 38755 3 | 1 |
| 308756A | Fabric, 2-3/8" Mesh, 12.5 gauge | 72" x 50' | Pallet | 91.7 | 9 | 825.3 | 0 99713 38756 0 | 1 |
| 308704A | Fabric, 2-3/8" Mesh, 11.5 gauge | 48" x 50' | Pallet | 72.1 | 9 | 648.9 | 0 99713 38704 1 | 2 |
| 308705A | Fabric, 2-3/8" Mesh, 11.5 gauge | 60" x 50' | Pallet | 90.6 | 9 | 815.4 | 0 99713 38705 8 | 2 |
| 308706A | Fabric, 2-3/8" Mesh, 11.5 gauge | 72" x 50' | Pallet | 108.2 | 9 | 973.8 | 0 99713 38706 5 | 2 |
| 308804A | Fabric, 2" Mesh, 9 gauge | 48" x 50' | Pallet | 141.2 | 9 | 1,270.8 | 0 99713 38804 8 | 2 |
| 308806A | Fabric, 2" Mesh, 9 gauge | 72" x 50' | Pallet | 216.3 | 9 | 1,946.7 | 0 99713 38806 2 | 2 |
| 30870R48 | Repair Fabric, 2-3/8" Mesh, 11.5 gauge | 48" x 10' | Each | 14.5 | 1 | 14.5 | 0 99713 03439 6 | 2 |

† UOM: Unit of Measure.

* See page 19 for Prop 65 details.



FRAMEWORK


Framework supports the chain link fabric. The fabric is stretched between terminal posts and is supported by the line posts and the top rails. Our framework is made of galvanized tubular steel. Galvanization provides weather protection and long life. We use a heavier gauge tubing which enhances the durability and function of the fence.

Swaged posts are compatible with standard caps and accessories.

- High quality 16 gauge galvanized steel
- Can be set using either end of post
- Can be top cut to level height

SWAGED[™]

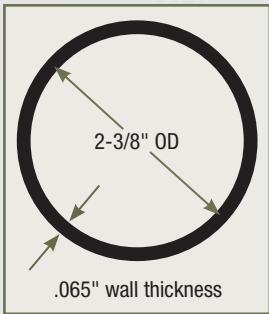
* Patent pending



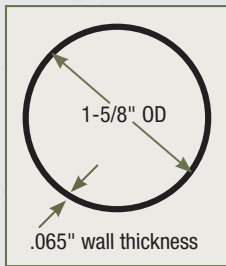
Consider several things when deciding on the framework for your chain link fence. The gauge of the steel and diameter of the posts are most important.

- Galvanized coating extends life
- Top rails available in 1-3/8" diameter
- Line posts available in 1-5/8" diameter
- Terminal posts available in 2-3/8" diameter
- Thickness options: 16 gauge (0.065") and 17 gauge (0.055")

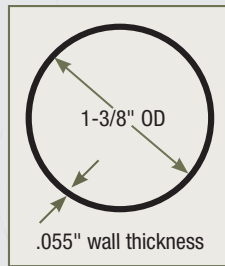
Meets or exceeds ASTM A641 / A 641M standard for zinc-coated galvanized carbon steel



Terminal Post



Line Post



Top Rail



Use non swaged end if installing flat caps.

Color coated framework and additional gauges available through Special order. Call for information.

| MAT Item Number | MAT Product Description | Size | UOM† | Each Wt (lbs.) | Master Pack Qty | Master Pack Wt (lbs.) | UPC Code Number | *PROP 65 |
|-----------------|-------------------------|-----------------|------|----------------|-----------------|-----------------------|-----------------|----------|
| 328913DPT | Top Rail, 17 gauge | 1-3/8" x 10' 6" | Bdl | 8.0 | 91 | 728.0 | 0 99713 38913 7 | 2 |
| 328914A | Top Rail, 17 gauge | 1-3/8" x 21' | Bdl | 16.0 | 91 | 1,456.0 | 0 99713 38914 4 | 2 |
| 328920DPTS | Line Post, 16 gauge | 1-5/8" x 5' 6" | Bdl | 5.8 | 61 | 353.8 | 0 99713 38920 5 | 2 |
| 328921DPTS | Line Post, 16 gauge | 1-5/8" x 6' | Bdl | 6.3 | 61 | 384.3 | 6 59099 38921 5 | 2 |
| 328922DPTS | Line Post, 16 gauge | 1-5/8" x 7' | Bdl | 7.4 | 61 | 451.4 | 6 59099 38922 2 | 2 |
| 328923DPTS | Line Post, 16 gauge | 1-5/8" x 8' | Bdl | 8.4 | 61 | 512.4 | 0 99713 38923 6 | 2 |
| 328941DPTS | Terminal Post, 16 gauge | 2-3/8" x 5' 6" | Bdl | 8.6 | 37 | 318.2 | 0 99713 38941 0 | 2 |
| 328942DPTS | Terminal Post, 16 gauge | 2-3/8" x 6' | Bdl | 9.3 | 37 | 344.1 | 6 59099 38942 0 | 2 |
| 328943DPTS | Terminal Post, 16 gauge | 2-3/8" x 7' | Bdl | 10.9 | 37 | 403.3 | 6 59099 38943 7 | 2 |
| 328944DPTS | Terminal Post, 16 gauge | 2-3/8" x 8' | Bdl | 12.5 | 37 | 462.5 | 6 59099 38944 4 | 2 |
| 328954DPTS | Terminal Post, 15 gauge | 2-3/8" x 8' | Bdl | 14.1 | 37 | 523.0 | 0 99713 38954 0 | 2 |
| 328956DPTS | Terminal Post, 15 gauge | 2-3/8" x 10' | Bdl | 17.7 | 37 | 654.0 | 0 99713 38956 4 | 2 |
| 328957DPTS | Terminal Post, 15 gauge | 2-3/8" x 11' | Bdl | 18.8 | 27 | 696.0 | 0 99713 04656 6 | 2 |
| 328958AS | Terminal Post, 15 gauge | 2-3/8" x 12' | Bdl | 20.1 | 37 | 744.0 | 0 99713 38958 8 | 2 |

† UOM: Unit of Measure.

* See page 19 for Prop 65 details.



Top Rail



Line Post



Terminal Post

FITTINGS

Whether repairing an existing fence or installing an entirely new fence, chain link fittings tie the whole project together and add finishing touches to the installation. Supplied in custom coroplast display boxes, all of our fittings come out the shipping box ready for your shelf. Stock plenty of the most common elements to ensure your customers never leave empty handed.

We supply bullet caps, eye tops, post caps, rail ends, brace bands, tension bands, nuts and bolts, gate hardware and more. Be sure to get an accurate count of all fittings needed for a customer's project. Walk through the on line Chain Link Fence Calculator with your customer so that you both have confidence that nothing was missed. The link can be found on page 3.



Our fittings are made from die-cast aluminum or galvanized steel. Common items like post caps and eye caps are made from die-cast aluminum. Many of our die-cast aluminum fitting are available in hot-dipped galvanized steel. See our special order catalog for more details on these alternatives. Gate hardware, such as fork latches, frame hinges, and post hinges are made from steel and are hot-dipped galvanized to resist corrosion.

Meets or exceeds ASTM A641 / A 641M standard for zinc-coated galvanized carbon steel

Color coated fittings available through special order. Call for information.

| MAT Item Number | MAT Product Description | Size | UOM† | Each Wt (lbs.) | Master Pack Qty | Master Pack Wt (lbs.) | UPC Code Number | *PROP 65 |
|-----------------|--------------------------------|-----------------|------|----------------|-----------------|-----------------------|-----------------|----------|
| 328565B | Acorn Cap | 2-3/8" | Box | 0.3 | 25 | 7.2 | 0 99713 03086 2 | 1 |
| 328569C | Bullet Cap, No Way | 2-3/8" x 1-3/8" | Box | 0.3 | 25 | 5.8 | 0 99713 04640 5 | 1 |
| 328568C | Bullet Cap, 1-Way | 2-3/8" x 1-3/8" | Box | 0.3 | 25 | 7.4 | 0 99713 04639 9 | 1 |
| 328567C | Bullet Cap, 2-Way | 2-3/8" x 1-3/8" | Box | 0.4 | 15 | 10.0 | 0 99713 04481 4 | 1 |
| 328551B | Butterfly Latch | 1-7/8" x 1-3/8" | Box | 0.7 | 25 | 17.5 | 0 99713 03078 7 | 1 |
| 328552C | Butterfly Latch | 2-3/8" x 1-3/8" | Box | 3.7 | 6 | 5.9 | 0 99713 04636 8 | 1 |
| 328570C | Flat Cap, Post Plug | 2-3/8" | Box | .1 | 50 | 7.8 | 0 99713 04641 2 | 2 |
| 328623C | Gate Ell w/Nuts & Bolts | 1-3/8" x 1-3/8" | Box | 0.4 | 20 | 7.8 | 0 99713 04485 2 | 1 |
| 328556C | Eye Top | 1-5/8" x 1-3/8" | Box | 0.1 | 60 | 6.6 | 0 99713 04476 0 | 1 |
| 328555C | Eye Top | 1-7/8" x 1-3/8" | Box | 0.2 | 50 | 9.8 | 0 99713 04475 3 | 1 |
| 328560C | Post Cap | 1-5/8" | Box | 0.1 | 30 | 2.1 | 0 99713 04480 7 | 1 |
| 328559C | Post Cap | 1-7/8" | Box | 0.1 | 80 | 6.3 | 0 99713 04479 1 | 1 |
| 328558C | Post Cap | 2-3/8" | Box | 0.1 | 90 | 8.7 | 0 99713 04638 2 | 1 |
| 328550C | Rail End | 1-3/8" | Box | 0.1 | 60 | 5.5 | 0 99713 04472 2 | 1 |
| 328554C | Tie Wire, 11 gauge (bag of 30) | 6-1/2" | Box | 0.3 | 50 | 10.3 | 0 99713 04637 5 | 1 |

† UOM: Unit of Measure.

* See page 19 for Prop 65 details.



Butterfly Latch



Bullet Cap



1-Way Bullet Cap



2-Way Bullet Cap



Acorn



Flat Cap



Post Cap



Rail End



Tie Wires



Eye Top



Gate Ell w/ Bolts

| MAT Item Number | MAT Product Description | Size | UOM† | Each Wt (lbs.) | Master Pack Qty | Master Pack Wt (lbs.) | UPC Code Number | *PROP 65 |
|-----------------|-----------------------------------|-----------------|------|----------------|-----------------|-----------------------|-----------------|----------|
| 328586B | Barb Wire Arm | 1-5/8" | Box | 1.8 | 20 | 36.0 | 0 99713 03092 3 | 3 |
| 328589B | Barb Wire Arm | 2-3/8" | Box | 2.1 | 15 | 30.1 | 0 99713 03093 0 | 3 |
| 328529C | Brace Band | 1-5/8" | Box | 0.1 | 30 | 3.7 | 0 99713 04469 2 | 3 |
| 328527B | Brace Band | 1-7/8" | Box | 0.1 | 200 | 26.4 | 0 99713 03065 7 | 3 |
| 328528C | Brace Band | 2-3/8" | Box | 0.2 | 60 | 11.9 | 0 99713 04467 8 | 3 |
| 328704C | Cane Bolt Assembly | 36" | Box | 3.2 | 6 | 18.8 | 0 99713 04490 6 | 3 |
| 328705B | Cane Bolt Assembly | 44" | Box | 3.9 | 10 | 39.0 | 0 99713 03110 4 | 3 |
| 328500C | Carriage Bolt w/Nut (10 sets/bag) | 5/16" x 4-1/2" | Box | 1.1 | 25 | 24.6 | 0 99713 04647 4 | 3 |
| 328502C | Carriage Bolt w/Nut (20 sets/bag) | 5/16" x 1-1/4" | Box | 1.0 | 20 | 18.0 | 0 99713 04457 9 | 3 |
| 328503C | Carriage Bolt w/Nut (10 sets/bag) | 3/8" x 2" | Box | 0.9 | 15 | 13.7 | 0 99713 04458 6 | 3 |
| 328504C | Carriage Bolt w/Nut (10 sets/bag) | 3/8" x 3" | Box | 1.4 | 12 | 15.4 | 0 99713 04459 3 | 3 |
| 328534C | Fork Latch w/Bolt | 1-3/8" x 2-3/8" | Box | 0.9 | 10 | 8.0 | 0 99713 04471 5 | 3 |
| 328668B | Fork Latch w/Bolt | 1-3/8" x 1-3/8" | Box | 0.8 | 20 | 16.1 | 0 99713 03105 0 | 3 |
| 328670B | End Rail Clamp w/Bolt & Nut | 1-3/8" x 1-3/8" | Box | 0.9 | 25 | 24.0 | 0 99713 03106 7 | 3 |
| 328633C | Gate Clip | 1-3/8" | Box | 0.1 | 25 | 2.3 | 0 99713 04486 9 | 3 |
| 328580D | Gate Closer, Automatic | 2-3/8" x 1-3/8" | Box | 1.7 | 14 | 23.8 | 6 59099 38580 4 | 3 |
| 328536C | Walk Gate Hardware Set | 2-3/8" | Box | 3.0 | 6 | 17.6 | 0 99713 04633 7 | 3 |
| 328538C | Drive Gate Hardware Set | 2-3/8" | Box | 4.3 | 6 | 24.4 | 0 99713 04634 4 | 3 |
| 328532C | Gate Frame Hinge | 1-3/8" x 5/8" | Box | 0.3 | 30 | 8.7 | 0 99713 04470 8 | 3 |
| 328612C | Gate Frame Hinge | 1-5/8" x 5/8" | Box | 0.5 | 15 | 7.1 | 0 99713 04484 5 | 3 |
| 328531C | Gate Post Hinge | 1-7/8" | Box | 0.6 | 25 | 12.9 | 0 99713 04632 0 | 3 |
| 328530C | Gate Post Hinge | 2-3/8" | Box | 0.6 | 25 | 14.5 | 0 99713 04631 3 | 3 |

† UOM: Unit of Measure.

* See page 19 for Prop 65 details.



Barbed Wire Arm



Cane Bolt Assembly




Gate Closer - Automatic



Stretcher Bar



Tension Bar



Fork Latch



Gate Clip



End Rail Clamp



Carriage Bolt w/ Nut



Brace Band

| MAT Item Number | MAT Product Description | Size | UOM† | Each Wt (lbs.) | Master Pack Qty | Master Pack Wt (lbs.) | UPC Code Number | *PROP 65 |
|-----------------|------------------------------------|-----------------|------|----------------|-----------------|-----------------------|-----------------|----------|
| 328508B | Hanger Bolt | 5/8" x 4-1/2" | Box | 0.7 | 25 | 16.3 | 0 99713 03059 6 | 3 |
| 328604C | Hog Rings (200 pcs/bag) | 12.5 gauge | Box | 1.3 | 10 | 11.0 | 0 99713 04646 7 | 3 |
| 328750A | Hog Ring Plier | 1/2" x 1" x 6" | Box | 0.6 | 5 | 3.0 | 0 99713 01317 9 | 3 |
| 328506C | Lag Screw Hinge | 5/8" x 4-1/2" | Box | 0.5 | 15 | 7.3 | 0-99713-04460-9 | 3 |
| 328526C | Panel Clamp (2 pair) | 1-3/8" x 1-3/8" | Box | 1.2 | 10 | 11.0 | 0 99713 04466 1 | 3 |
| 328544C | Panel Clamp (2 pair) | 1-5/8" x 1-5/8" | Box | 1.4 | 20 | 25.2 | 0 99713 04635 1 | 3 |
| 328546B | Panel Clamp (2 pair) | 1-7/8" x 1-7/8" | Box | 1.5 | 20 | 30.4 | 0 99713 03076 3 | 3 |
| 328753DPT | Stretcher Bar, 3 Hook | 36" | Each | 5.0 | 1 | 5.0 | 6 59099 38753 2 | 3 |
| 328583C | Swivel Wheel | 1-3/8" | Box | 5.5 | 5 | 27.2 | 0 99713 04642 9 | 3 |
| 328522C | Tension Band | 1-3/8" | Box | 0.2 | 30 | 5.5 | 0 99713 04462 3 | 3 |
| 328521C | Tension Band | 1-5/8" | Box | 0.2 | 85 | 11.7 | 0 99713 04461 6 | 3 |
| 328523C | Tension Band | 1-7/8" | Box | 0.2 | 85 | 12.6 | 0 99713 04463 0 | 3 |
| 328524C | Tension Band | 2-3/8" | Box | 0.2 | 75 | 12.8 | 0 99713 04464 7 | 3 |
| 328512DPT | Tension Bar, 7 gauge, 3/16" x 5/8" | 48" | Bdl | 1.3 | 25 | 32.5 | 6 59099 38512 5 | 3 |
| 328514DPT | Tension Bar, 7 gauge, 3/16" x 5/8" | 60" | Bdl | 1.7 | 25 | 42.0 | 6 59099 38514 9 | 3 |
| 328510DPT | Tension Bar, 7 gauge, 3/16" x 5/8" | 72" | Bdl | 2.0 | 25 | 51.0 | 6 59099 38510 1 | 3 |
| 328787DPT | Tension Wire, 9 gauge, 10 lbs. | 170' | Coil | 10.2 | 1 | 10.2 | 6 59099 38787 7 | 2 |
| 328788DPT | Tension Wire, 12.5 gauge, 10 lbs. | 392' | Coil | 10.0 | 1 | 10.0 | 6 59099 38788 4 | 2 |
| 328592C | Top Rail Sleeve | 1-3/8" x 6" | Box | 0.5 | 20 | 8.4 | 0 99713 04482 1 | 3 |
| 328598C | Wood Adapter Clamp - Adjustable | 2-3/8" | Box | 0.8 | 20 | 20.0 | 0 99713 04483 8 | 3 |
| 328595C | Wood Adapter Clamp - Corner | 2-3/8" | Box | 1.8 | 12 | 18.5 | 0 99713 04644 3 | 3 |
| 328594C | Wood Adapter Clamp - Fixed | 2-3/8" | Box | 0.6 | 30 | 18.9 | 0 99713 04643 6 | 3 |

† UOM: Unit of Measure.

* See page 19 for Prop 65 details.



Gate Frame Hinge



Gate Post Hinge




Gravity Hinge



Hanger Bolt



Tension Wire



Panel Clamp



Swivel Wheel



Tension Band



Top Rail Sleeve



Lag Screw Hinge



Fixed Wood Post Adapter



Corner Wood Adapter Clamp



Adjustable Wood Adapter





Hog Rings




Hog Ring Pliers

PRIVACY SLATS

Our privacy slats provide 80% to 85% coverage for your privacy needs. **Permalock** premium slat system provides privacy and security to most chain link fence installation. The unique, easy to install locking rail allows slats to be secured from the top or bottom of the fence. **Channel-Lock** is an attractive, easy to install, economical alternative to the **Permalock** system. **Channel-Lock** is also an easy to install locking rail allowing slats to be secured from the top or bottom of fence. **Economy Fence Weave** features brass fasteners that keep cut-to-size woven strips in place.



PERMALOCK™



| MAT Item Number | MAT Product Description | UOM† | Each Wt (lbs.) | Master Pack Qty | Master Pack Wt (lbs.) | UPC Code Number | *PROP 65 |
|-----------------|--|------|----------------|-----------------|-----------------------|-----------------|----------|
| 330048DBG | 4' Permalock Double Wall 48"x10' Beige | Box | 9.3 | 1 | 9.3 | 0 99713 05064 8 | 5 |
| 330048DBL | 4' Permalock Double Wall 48"x10' Black | Box | 9.3 | 1 | 9.3 | 0 99713 05062 4 | 5 |
| 330048DBR | 4' Permalock Double Wall 48"x10' Brown | Box | 9.3 | 1 | 9.3 | 0 99713 05063 1 | 5 |
| 330048DGR | 4' Permalock Double Wall 48"x10' Green | Box | 9.3 | 1 | 9.3 | 0 99713 05060 0 | 1 |
| 330048DWH | 4' Permalock Double Wall 48"x10' White | Box | 9.3 | 1 | 9.3 | 0 99713 05061 7 | 5 |
| 330072DBG | 6' Permalock Double Wall 72"x10' Beige | Box | 14.1 | 1 | 14.1 | 0 99713 05069 3 | 5 |
| 330072DBL | 6' Permalock Double Wall 72"x10' Black | Box | 14.1 | 1 | 14.1 | 0 99713 05067 9 | 5 |
| 330072DBR | 6' Permalock Double Wall 72"x10' Brown | Box | 14.1 | 1 | 14.1 | 0 99713 05068 6 | 5 |
| 330072DGR | 6' Permalock Double Wall 72"x10' Green | Box | 14.1 | 1 | 14.1 | 0 99713 05065 5 | 1 |
| 330072DWH | 6' Permalock Double Wall 72"x10' White | Box | 14.1 | 1 | 14.1 | 0 99713 05066 2 | 5 |

CHANNEL-LOCK



| MAT Item Number | MAT Product Description | UOM† | Each Wt (lbs.) | Master Pack Qty | Master Pack Wt (lbs.) | UPC Code Number | *PROP 65 |
|-----------------|--|------|----------------|-----------------|-----------------------|-----------------|----------|
| 330148SBG | Channel-Lock Single Wall 48"x10' Beige | Box | 5.8 | 1 | 5.8 | 0 99713 05074 7 | 5 |
| 330148SBL | Channel-Lock Single Wall 48"x10' Black | Box | 5.8 | 1 | 5.8 | 0 99713 05072 3 | 5 |
| 330148SBR | Channel-Lock Single Wall 48"x10' Brown | Box | 5.8 | 1 | 5.8 | 0 99713 05073 0 | 5 |
| 330148SGR | Channel-Lock Single Wall 48"x10' Green | Box | 5.8 | 1 | 5.8 | 0 99713 05070 9 | 1 |
| 330148SWH | Channel-Lock Single Wall 48"x10' White | Box | 5.8 | 1 | 5.8 | 0 99713 05071 6 | 5 |

ECONOMY FENCE WEAVE

| MAT Item Number | MAT Product Description | UOM† | Each Wt (lbs.) | Master Pack Qty | Master Pack Wt (lbs.) | UPC Code Number | *PROP 65 |
|-----------------|--------------------------------|------|----------------|-----------------|-----------------------|-----------------|----------|
| 330250WBG | Economy Fence Weave 250' Beige | Box | 2.7 | 8 | 21.6 | 0 99713 05079 2 | 2 |
| 330250WBL | Economy Fence Weave 250' Black | Box | 2.7 | 8 | 21.6 | 0 99713 05077 8 | 2 |
| 330250WBR | Economy Fence Weave 250' Brown | Box | 2.7 | 8 | 21.6 | 0 99713 05078 5 | 2 |
| 330250WGR | Economy Fence Weave 250' Green | Box | 2.7 | 8 | 21.6 | 0 99713 05075 4 | 2 |
| 330250WWH | Economy Fence Weave 250' White | Box | 2.7 | 8 | 21.6 | 0 99713 05076 1 | 2 |

* See page 19 for Prop 65 details.

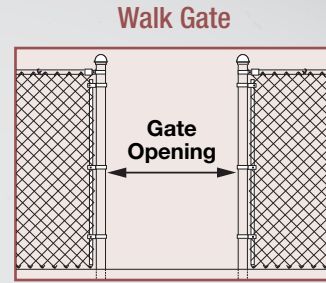
STANDARD GATES

For residential applications, two types of gates are commonly used: walk and drive. Walk gates are generally used for people to pass through, although they can be made up to 12' wide and are always the same height as the fence. It is a single panel hinged from one terminal post and latched to another. Automatic closing mechanisms are available to shut and latch a walk gate after passage. Drive gates consist of two panels that latch in the middle of the opening. Both walk and drive gates for residential enclosures are made from 1-3/8" diameter tubing.



We offer both bent frame and welded frame options.
All materials are made of galvanized steel.

- Drive gates are double panels and include center drop rod & guides
- Walk gates are single panels hinged on one side and latched on the other



Measure inside gate post to inside gate post.
Clearances are provided for gate hardware in opening.

Color coated gates available through Special order. Call for information.

| MAT Item Number | MAT Product Description | Size (w) x (h) | UOM† | Each Wt (lbs.) | Master Pack Qty | Master Pack Wt (lbs.) | UPC Code Number | *PROP 65 |
|-----------------|-------------------------------------|----------------|------|----------------|-----------------|-----------------------|-----------------|----------|
| 308584A | Walk Gate - Bent Frame, 12.5 gauge | 39" opg. x 48" | Each | 12.3 | 1 | 12.3 | 0 99713 00822 9 | 2 |
| 308583A | Walk Gate - Bent Frame, 12.5 gauge | 39" opg. x 60" | Each | 13.1 | 1 | 13.0 | 0 99713 00930 1 | 2 |
| 308582A | Walk Gate - Bent Frame, 12.5 gauge | 39" opg. x 72" | Each | 16.3 | 1 | 16.3 | 0 99713 00928 8 | 2 |
| 328302A | Walk Gate - Bent Frame, 11.5 gauge | 42" opg. x 48" | Each | 12.1 | 1 | 12.1 | 0 99713 00899 1 | 2 |
| 328303A | Walk Gate - Bent Frame, 12.5 gauge | 42" opg. x 60" | Each | 13.6 | 1 | 13.6 | 0 99713 00911 0 | 2 |
| 328304A | Walk Gate - Bent Frame, 11.5 gauge | 42" opg. x 72" | Each | 19.4 | 1 | 19.4 | 0 99713 00900 4 | 2 |
| 328332A | Walk Gate - Bent Frame, 12.5 gauge | 48" opg. x 48" | Each | 13.2 | 1 | 13.2 | 0 99713 00929 5 | 2 |
| 328312A | Walk Gate - Welded, 9 gauge | 48" opg. x 48" | Each | 23.5 | 1 | 23.5 | 0 99713 00901 1 | 2 |
| 328314A | Walk Gate - Welded, 9 gauge | 48" opg. x 72" | Each | 20.9 | 1 | 20.9 | 0 99713 00901 1 | 2 |
| 328402A | Drive Gate - Bent Frame, 11.5 gauge | 10' opg. x 48" | Each | 32.9 | 1 | 32.9 | 0 99713 00904 2 | 2 |
| 328403A | Drive Gate - Bent Frame, 11.5 gauge | 10' opg. x 60" | Each | 42.1 | 1 | 42.0 | 0 99713 00927 1 | 2 |
| 328404A | Drive Gate - Bent Frame, 11.5 gauge | 10' opg. x 72" | Each | 53.9 | 1 | 54.0 | 0 99713 00905 9 | 2 |
| 328412A | Drive Gate - Welded, 9 gauge | 10' opg. x 48" | Each | 46.8 | 1 | 47.0 | 0 99713 00906 6 | 2 |
| 328414A | Drive Gate - Welded, 9 gauge | 10' opg. x 72" | Each | 88.4 | 1 | 89.0 | 0 99713 00923 3 | 2 |
| 328407A | Drive Gate - Bent Frame, 12.5 gauge | 12' opg. x 48" | Each | 35.5 | 1 | 36.0 | 0 99713 00912 7 | 2 |

NOTE: opg. (opening) is the distance between the posts, where gate fits. A Center Drop Rod is included with all Drive Gates.

† UOM: Unit of Measure.

* See page 19 for details.

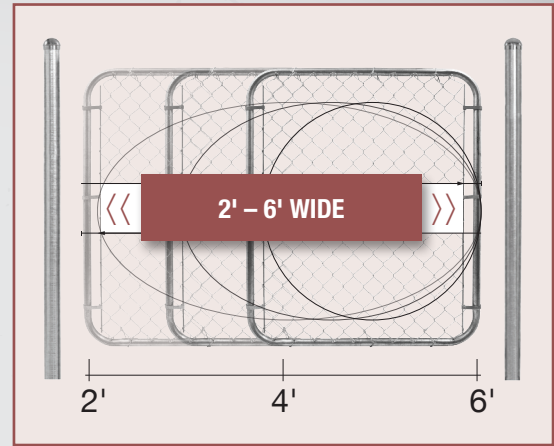


ADJUSTABLE WIDTH GATES

Complete gate kit includes: 72" mesh, truss wire, fork latch, frame hinges, tie wires, clips, frame, tension bars and hardware.

Features a heavy-duty steel frame. The unique design won't sag or drag. Combine two kits to build a double-drive gate. 4', 5' and 6' tall options available.

- Cut to fit custom widths
- Complete instructions included



Customize the width to fit any opening 2' – 6' wide.

| MAT Item Number | MAT Product Description | Size (h) | UOM† | Each Wt (lbs.) | Master Pack Qty | Master Pack Wt (lbs.) | UPC Code Number | *PROP 65 |
|-----------------|--|----------|------|----------------|-----------------|-----------------------|-----------------|----------|
| 3283AD48 | Walk Gate - Bent Frame, adj. width, 12 gauge | 4' | Each | 22.5 | 1 | 22.5 | 7 60582 13619 0 | 1 |
| 3283AD60 | Walk Gate - Bent Frame, adj. width, 12 gauge | 5' | Each | 25.5 | 1 | 25.5 | 7 60582 13620 6 | 1 |
| 3283AD72 | Walk Gate - Bent Frame, adj. width, 12 gauge | 6' | Each | 28.9 | 1 | 28.9 | 7 60582 13629 9 | 1 |

† UOM: Unit of Measure.

* See page 19 for details.



4', 5' or 6' tall kits available.
Customize 2' to 6' wide.



Standard Solution Center

- Fabric
- Brace Band
- Tie Wire
- Rail End
- Tension Band
- Eye Top (Line Post)
- Gate Ell (+Nuts & Bolts)
- Post Cap
- Fork Latch kit
- Post Hinge
- Walk Gate Hardware
- Drive Gate Set
- Carriage Nut & Bolt
- Carriage Nut & Bolt
- Carriage Nut & Bolt
- Top Rail Sleeve
- Adjustable Width Gates

STANDARD SOLUTION CENTER

Consumer-friendly planogram systems that include labels and signage to help guide potential customers on selection and purchases are the perfect solution for retailers with a variety of demands or looking to introduce the program. Merchandise indoor or outdoor with your framework and fabric stock.

CHAIN LINK FENCING SOLUTION CENTER

Manufactured and Distributed by MIDWEST AIR TECHNOLOGIES, INC. Long Grove, Illinois

| FABRIC | FRAMEWORK | FITTINGS | GATES |
|---|---|--|---|
| <p>1 FABRIC Same as total linear footage of fence, less gate opening(s).</p> | <p>2 TOP RAIL Same linear footage as fence fabric.</p> <p>3 TERMINAL POST 1 per end or corner, 2 per gate.</p> <p>4 LINE POST Divide the total linear footage of fence (less gate opening) by 10 and subtract 1. Subtract 1 additional line post per each corner post used. Maximum distance between line posts should be 10 feet.</p> | <p>5 EYE TOP 1 per each line post.</p> <p>6 TENSION BAND For each end post: 3 for 3', 3-1/2' or 4'; 4 for 2'; and 5 for 6'. Same quantities per each gate post. Double the quantities per each corner post.</p> <p>7 BRACE BAND 1 per each rail end.</p> <p>8 RAIL END 1 per each gate post, 1 per each end post, 2 per each corner post.</p> <p>9 POST CAP 1 per each terminal post.</p> <p>10-12 CARRIAGE BOLTS 10 5/16" x 1-1/4" 1 per each brace band; 1 per each tension band. 11 3/8" x 2" 1 per each frame hinge. 12 3/8" x 3" 1 per each post hinge.</p> <p>13 TIE WIRE 1 per every 24" of top rail and 1 per every 12" of line posts.</p> | <p>14 TENSION BAR 1 per each gate post, 1 per each corner post, 2 per each end post.</p> <p>15 FRAME HINGE 2 per each walk gate; 4 per each drive gate.</p> <p>16 POST HINGE 2 per each walk gate; 4 per each drive gate.</p> <p>17 FORK LATCH 1 per each walk gate.</p> <p>18 GATES (As needed.) Single Walk Gate Double Drive Gate</p> |

- Precision Manufacturing
- Customizable Configurations
- Easy Assembly

FREE Gondola Header Signage provides a great visual tool for helping customers choose products with our quick find system.



Tear-off Pads for planning, purchasing and installing chain link fence are provided.






REPAIR CENTER

Don't have enough space to provide complete chain link solutions? You can still serve your customers by offering a Chain Link Fence Repair Center. The Repair Center, which takes up 4 feet of retail space, contains key items that are used in fence repair. Stocked with common accessories, an adjustable gate, and 10 foot rolls of fabric, your customers will find what they need to make repairs to existing chain link fencing. Repair center contents can be customized to the unique regional requirements no matter what part of the country you are located.

- Repair Center
- Fabric
- Brace Band
- Tie Wire
- Rail End
- Tension Band
- Eye Top (Line Post)
- Gate Ell (+Nuts & Bolts)
- Post Cap
- Fork Latch kit
- Post Hinge
- Walk Gate Hardware
- Drive Gate Set
- Carriage Nut & Bolt
- Carriage Nut & Bolt
- Carriage Nut & Bolt
- Top Rail Sleeve
- Adjustable Width Gates



YARD GARD®
CHAIN LINK REPAIR CENTER
Manufactured and Distributed by
MIDWEST AIR TECHNOLOGIES, INC.
Long Grove, Illinois

| FABRIC | FITTINGS | GATES |
|--|--|---|
| <p>10 FT. REPAIR ROLL</p>   | <p>CARRIAGE BOLTS 5/16" x 1-1/4" 3/8" x 2" 3/8" x 3"</p> <p>1 per each brace band; 1 per each tension band.</p> <p>TIE WIRE 1 per every 24" of top rail and 1 per every 12" of line posts.</p> <p>BRACE BAND 1 per each rail end.</p> <p>TENSION BAND For each end post: 3 for 3', 3-1/2' or 4'; 4 for 5' and 5 for 6'. Same quantities per each gate post. Double the quantities per each corner post.</p> <p>FRAME HINGE 2 per each walk gate; 4 per each drive gate.</p> <p>POST HINGE 2 per each walk gate 4 per each drive gate.</p> <p>FORK LATCH 1 per each walk gate.</p> <p>GATE ELBOW</p> <p>WALK GATE HARDWARE SET</p> | <p>TOP RAIL SLEEVE</p> <p>RAIL END 1 per each gate post. 1 per each end post. 2 per each corner post.</p> <p>POST CAP 1 per each terminal post.</p> <p>EYE TOP 1 per each line post.</p> <p>DRIVE GATE HARDWARE SET</p> <p>FIT RIGHT GATES</p> <p>48" 60" 72"</p>  |

FREE Gondola Header Signage - provides great visual tool for helping customers choose products.



Coroplast Display Boxes provide strength and moisture resistance for superior product protection.

SPECIAL ORDER



Midwest Air Technologies' special order program makes you the destination for projects large and small. Supplement your retail stock and create additional value for your customers.

- Color fabric, framework, fittings, and gates
- Industrial, heavy duty gauge fabric and framework
- Custom sized walk and drive gates
- Complete solutions for large projects


Midwest Air Technologies offers all the necessary components to complete your one-of-a-kind project!




For more information about our products,
please call: **1-800-628-8815**



Galvanized



Green Coated



Black Coated

CODE #

*PROP 65 WARNING

1

WARNING: CONTAINS LEAD. May be harmful if eaten or chewed. May generate dust containing lead. Wash hands after use. Keep out of reach of children. ⚠ WARNING: Cancer and Reproductive Harm - www.P65Warnings.ca.gov.

2

⚠ WARNING: Cancer and Reproductive Harm - www.P65Warnings.ca.gov.

3

⚠ WARNING: Cancer and Reproductive Harm - www.P65Warnings.ca.gov.

4

⚠ WARNING: Reproductive Harm - www.P65Warnings.ca.gov

5

No warning required

FOR MORE INFORMATION ABOUT OUR PRODUCTS OR TO REQUEST A CATALOG: 1-800-628-8815



CHAIN LINK, PLASTIC & WIRE FENCING



LAWN & GARDEN



6700 WILDLIFE WAY
LONG GROVE, IL 60047

ID-10489_010819